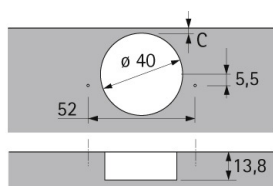


## Intermat 9935

## 吋35 厚門鉸鍊 適用門厚間隙說明



Entries in the table for minimum door reveal refer to door edges with sharp corners.

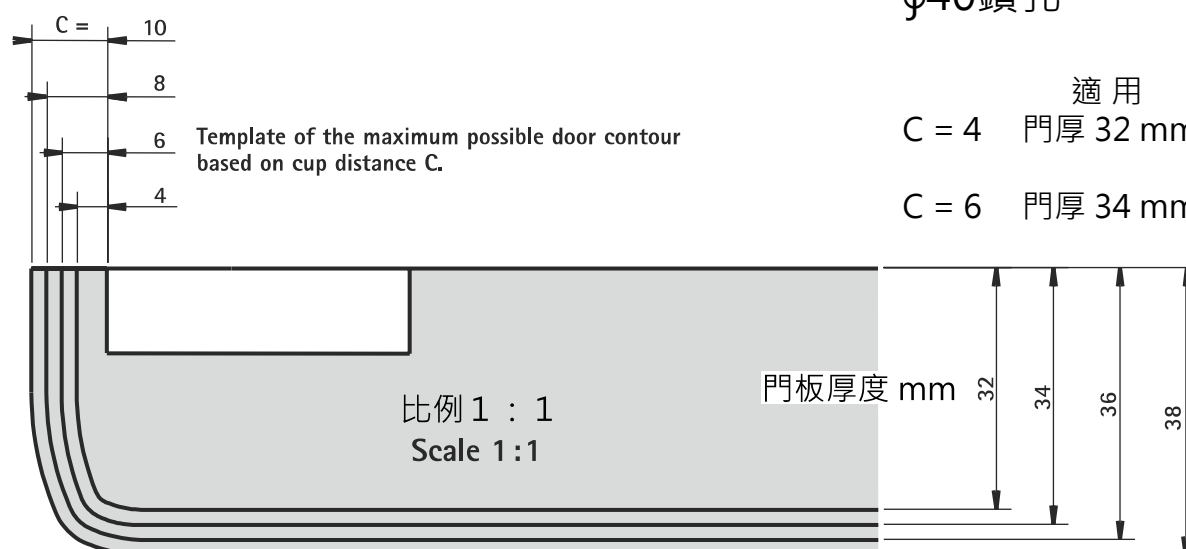
Reveal values improve if door edges are rounded.

For a hairline reveal the selected door contour must lie inside the maximum possible door contour based on the cup distance. All contours protruding over the template will increase the reveal correspondingly.

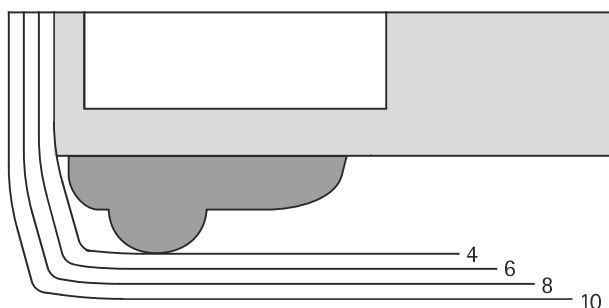
### φ40 鑽孔

適用  
C = 4 門厚 32 mm

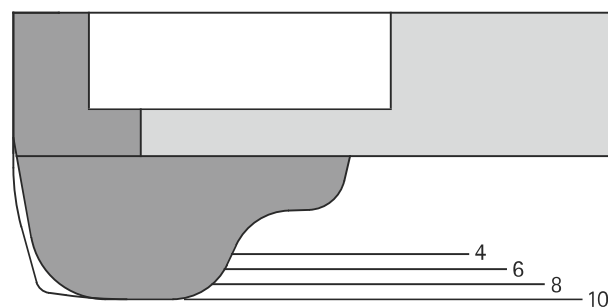
C = 6 門厚 34 mm



### Example



門板厚度 19 mm  
飾條厚度 13 mm  
總厚度 32 mm  
C = 4 mm



門板厚度 19 mm  
飾條厚度 19 mm  
總厚度 38 mm  
C = 10 mm